




2020

		2020 1 1 2020 12 31



911100006337153487 È a "




2014 9 12

2007 1 18

2009 5 12

2020

	84,565,875.11	23,831,687.99	53,734,026.77
	774,217.10	1,238,372.65	1,258,164.32
	985,746.66	2,218,330.35	2,344,364.34
		2,169,418.23	
		100,929,721.17	-102,504,995.95
	1,325,904.93	-1,795,500.00	
	-52,073,620.45	1,649,653.10	



%

2020

“

” “

”

49.8

44.61

4.16%

53.6

6%

6.51

89.6%

39.2%

2.69

”

”

--	--	--	--	--	--	--	--	--

0

201

2020

2020

“ ”

“ ”

	49.8	4.16%	53.6	6%	6.51
	39.2%	2.69			44.61
89.6%				“ ”	“ ”

“ ” “ ” “ ” “ ”

2/3

60%

11.6

3D

“ ” “ ”

2020

VCM

5500 /

VCM

"

"

"

"




REVENUE

	72,101,996		1,181,714,465.3	2%	9%
	525,659,075.99	10.56%	409,509,694.31	8.57%	
	3,490,101,052.12	70.09%	3,249,785,725.06	67.98%	7.39%
		29.91%	1,530,431,175.30	32.02%	-2.70%

	4,071,863,925.00			4.16%	5.82%
					-1.28%

1,542,911,794.
4 ,

2020



4,071,863,925.00	3,851,056,179.7	5.73%
3,987,100,697.78	3,916,234,810.79	1.81%
413,484,456.22	498,247,68	

2020

		01		39		
		1,006,256,667. 58	24.71%	1,000,942,439. 11	26.01%	-1.30%
		342,245,891.51	8.41%	259,735,979.36	6.75%	1.66%

f

2020

5

1	1	273,882,748.47	6.73%
2	2	148,102,791.63	3.64%
3	3	143,430,252.72	3.52%
4	4	84,992,087.75	2.09%
5	5	82,765,929.20	2.03%
	--	733,173,809.77	18.01%

5%

5

	2020	2019	
	78,497,554.13	145,723,487.02	-46.13%
	277,869,466.05	344,189,690.58	-19.27%
	58,456,897.81	59,115,521	

2020

	281,395,671.72	217,525,324.70	29.36%
	5.65%	4.55%	1.10%
	2,990,746.98	36,711,785.04	-91.85%
	1.06%	16.88%	-15.82%

	2020	2019	
	4,753,347,437.62	4,602,510,040.13	3.28%
	4,102,095,052.85	3,859,125,136.41	6.30%
	651,252,384.77	743,384,903.72	-12.39%
	419,072,114.67	505,647,603.12	-17.12%
	315,322,351.82	247,984,442.19	27.15%
	103,749,762.85	257,663,160.93	-59.73%
	1,812,999,223.38	1,686,185,027.93	7.52%
	2,172,143,927.15	2,709,488,816.06	-19.83%
	-359,144,703.77	-1,023,303,788.13	64.91%
	390,899,060.88	-18,941,120.89	2,163.76%

- 59. 73%

64. 91%

155, 442, 971. 06

651, 252, 384. 77

268, 676, 657. 75

37, 261, 359. 31

98, 390, 683. 24

20, 326, 521. 17

Q'ES



,897,289.65 2.27%

0.00 0.00%

,279,313.85 -46.24%

7%

,884,938.11 2.27%

2020

	5.35		6.44			
	0.00				0.00%	
	41,984,450.8 9	0.45%	41,717,588.5 4	0.45%	0.00%	
	2,974,230.08 3.05	32.02%	3,241,307.22 0.63	34.96%	-2.94%	
	101,372,026. 69	1.09%	90,419,713.4 3	0.98%	0.11%	
	1,172,751.94 7.41	12.63%	1,439,151.82 3.54	15.52%	-2.89%	2020
	2,794,321.34	0.03%	4,800,829.45	0.05%	-0.02%	
	147,455,922. 02	1.59%	171,368,764. 12	1.85%	-0.26%	
	728,362,637. 68	7.84%	502,549,888. 65	5.42%	2.42%	
	108,522,781. 39	1.17%	52,650,046.2 7	0.57%	0.60%	
	200,103,842. 20	2.15%	340,684,709. 34	3.67%	-1.52%	

1.	4,001,400.0 0					6,202,638.9 1		
4.	171,368,76 4.12				550,000.00		24,462,84 2.10	147,455,9 22.02
	175,370,16 4.12				550,000.00	6,202,638.9 1	24,462,84 2.10	147,455,9 22.02

2020

	0.00									0.00
--	------	--	--	--	--	--	--	--	--	------

“81

”

				564,11 7.84							10 28	

2020

2016-0
55

BOIS

2020

													- Øj e
													2019-05
				13,477,019.27	16,334,287.37	90.00%	0.00	0.00					2019-11-20
				15,030,448.12	43,024,307.22	--	--	5,750,000.00	7,173,219.98	--	--	--	2019-013



2020

43004	10,06	2,565,				3,890,	1,325,
1	4,854.	000.0				904.9	904.9
	80	0				3	3
	12,87	4,001,				6,202,	
	3,054.	-- 400.0	0.00	0.00	0.00	6340	
	80	0					

2020



2020

2	17,90	7,117	45.79
11	0	.72	%

2020

30.00	16.4	70	1	80
0.00	4.21	4.64		

10

10%

2019

2.82

2011

0.8

2019

4.57

20%

2025

10

“ ” 30q@# =

2020

2021

1/3

ë

2020

'6

2020-001

2020 02

14

2020-002

2020 06

23

2020-003

2020 07

28

2020-004

311

2020 12

31

3
 2018
 2019
 2020
 0.2

2020 12 31

1, 026, 008, 097

2019

10

20, 520, 161. 94

2020	20,520,161.94	103,458,920.70	19.83%	0.00	0.00%	0.00	19.83%
2019	0.00	164,756,350.28	0.00%	0.00	0.00%	0.00	0.00%
2018	0.00	-217,656,162.57	0.00%	0.00	0.00%	0.00	0.00%


10	0
10	0.2
10	0
	1026008097

2020

				20,520,161.94
				0.00
				20,520,161.94
				109,023,258.99
				100%
80				
2020		2020 12 31		1,026,008,097
0.2		20,520,161.94		10

2020


	" "		3			
	" "					
				2015 08 26		



2020

			/			
--	--	--	---	--	--	--

2020



1

2016

1

2

"

" "

" "

" " "

3

2020

			4			
			5			
			1			
			5			

2020

			2 5			
			1 2			
			1	2015 04 16		

2020


			2			
			3			
				4		
			5			

2020


			1			
			2			
			3			

2020

			4			
				5		
			1			



2020



1

2

2020

			3			
			,	4		
				2015 04 16		

2020

			1			
			5%			
			2			
			,			
					2015 04 16	

2020

			1			
			2			
			5%			
			3			

2020


			4			
			,	,		
			1			
		2		2015 04 16		

2020

			5%			
			3			
			,			
			,			
			60			
				2015 04 16	60	
			1		60	
			12			

2020

2020



36
60

1

2

1

2015 04 16

Ý 6-510

2020

			2			
			3			

2020

			4			
				5		

2020

			1			
			2			
				2015 08 25		

2020

			3			
			4			
				2015 04 16	2	

2020

			1	2			
			2				
				3			

2020

			2	1		
				2		
			3			

2020

			1	2015 04 16		

			2			
			"			
			"			

2020

			3			
				2015 04 16		

2020

			11	1998		
				1998 11 01		
		2018-2020	2018-2020	2018 10 16		

2020

			2			
			3			
			/			

2020

()

2020

2017 4 21

2017 9

<p>2017 10 17</p>							
<p>2017 8 17</p> <p>"</p> <p>"</p> <p>2017 8 22</p> <p>2018 2 1</p> <p>2018 3 1 2019 1 16</p> <p>2019 1 24</p>	<p>10,819.74</p>					<p>2018 02 06</p>	<p>2018-009</p>
<p>2020 5 18</p>	<p>10,040</p>					<p>2020 07 03</p>	<p>2020-034</p>

			/		0.50	0.5	0.00 %	10			0.50	2020 04 10	2020- 018
			/		0		0.00 %	10			-	2020 04 10	2020- 018
			/		283.0 5	283.0 5	0.07 %	500			283.0 5	2020 04 10	2020- 018
			/		11.50	11.5	0.00 %	20			11.50	2020 04 10	2020- 018
			/		47.93	47.93	0.01 %	650			47.93	2020 04 10	2020- 018
			/		117.1 8	117.1 8	0.03 %	10			117.1 8	2020 04 10	2020- 018
			/		42.24	42.24	0.01 %	100			42.24	2020 04 10	2020- 018
			/		6.90	6.9	0.00 %	10			6.90	2020 04 10	2020- 018
			/		280.8 6	280.8 6	0.07 %	130			280.8 6	2020 04 10	2020- 018

2020

/	209.5	209.5	0.05	170	2020	209.5	04	2020-
	4	4	%			4	10	018

/	4,781.	4,781.	1.17	6,600	2020	4,781.	04	2020-
	45	45	%			45	10	018

/	231.7	231.7	0.06	250	2020	231.7	04	2020-
	6	6	%			6	10	018

/	0.82	0.82	0.00	10	2020	0.82	04	2020-
			%				10	018

/	-		0.00	10	2020	-	04	2020-
			%				10	018

/	626.1	626.1	0.15	800	2020	626.1	04	
	9	9	%			9	10	

10.1.3

/	902.7	902.7	0.22		2020	902.7	04	2020-
	3	3	%	600		3	10	018

10.1.3

/	1,631.	1,631.	0.40		2020	1,631.	04	2020-
	44	44	%	1,500		44	10	018

10.1.3

/

2020

%

04 018
10

10.1.3

/

0

0.00
%

10

-

2020

04 2020-
10 018

10.1.3

	10.1.2												
	10.1.2		/		97.05	97.05	0.02 %	110			97.05	2020 04 10	2020- 018
	10.1.2		/		96.48	96.48	0.02 %	110			96.48	2020 04 10	2020- 018

2020

						2020		
/	150.3	150.3	0.03		0	150.3	04	2020-
	8	8	%			8	10	018

10.1.2

						2020		
/	15.09	15.09	0.00		60	15.09	04	2020-
			%				10	018

10.1.2

			58,23		80,23	
	--	--	5.07	--	0	--

2020

					10,782. 28	17,900	17,900		7,117.7 2	2020 02 13	2020-0 03

2020

2015

65%

2016 4 25

2016-016

10%

10%

2020

		19,900	0	0
		19,900	0	0

--	--	--

2020

--	--	--	--	--	--	--	--	--	--	--	--	--	--	--

2021 3 26

2020

2020

2020

110113-2015-009-M

2018 6

2020

1 2016 10 26

15,000

47,576

"

"

2016 10 28

2016-055

2 2017 8 23

2017 9 5

2017-036

3 2019 3 7

3,331.82

2019 3 11

2019-013

4 2020 7 30

55

11%

2020 7 31

2020-036

5 2020 12 14

2020 12 15

2020-057

6 2020 12 30

0.98%

2020 12 31

0.98%

2020-062

7 2020 12 30

2020 12 31

2020-063

8 2021 1 25

2021 1 26

2021-004



2020

0

0

10

/

10

364,366,724

364,366,724

38,907,714

38,907,714

19,025,287

19,025,287

9,816,118

9,816,118

4,980,000




4,980,000

4,844,905

4,844,905

2020



1
66.26% 2

300797

--	--	--	--	--

	2018	2021			
55	01 18	01 18	86,900		86,900
	2020	2021			
57	04 27	01 18			
	2020	2021			
55	04 27	01 18			
	2020	2021			
55	04 27	01 18			
	2018	2021			
54	07 06	01 18	78,600		78,600
	2019	2021			
	05 21	01 18			
	2018	2021			
55	01 18	01 18	31,448, 705	7,862,1 76	23,586, 529
	2016	2021			
	04 25	01 18			
	2015	2021			
61	12 17	01 18			
	2016				

	2020	2021			
56	09	01			
	28	18			
	2020	2021			
57	04	01			
	27	18			
	2018	2021			
46	01	01			
	18	18			
	2018	2021			
58	01	01	1,463,1	168,80	1,284,3
	18	18	65	0	65
	2018	2021			
50	01	01	71,000		71,000
	10	18			
	2018	2021			
59	01	01			
	10	18			
	2018	2021			
57	07	01	76,768		76,768
	06	18			
	2018	2021			
50	07	01			
	06	18			
	2018	2021			
	12	01			
	10	18			
51	2019	2021			
	08	01			
	29	18			
	2019	2021			
46	08	01			
	29	18			
	2009	2020			
56	08	05			
	26	14			
	2018	2020			
55	01	04			
	18	27			
57	2018	2020			

2020

					01 18	04 27					
				51	2018 01 18	2020 04 27					
				40	2018 01 18	2020 04 27					
	--	--	--	--	--	--	33,225 ,138	0	8,030, 976	0	25,184 ,162



2020 4 8

2020 04
27

2020 4 27 2020

2020 4 8

2020 04
27

2020 4 27 2020

2020 4 8

2020 04
27

2020 4 27 2020

2020 4 8

2020 04
28

220

2020

			2020 04 27	
			2020 05 14	6
			2020 09 28	2020 9 10 2020 9 28 2020

1966

1967

1964

1966

2020

1966

1960

1958

1965

UMA

AAA

1964

1975

1963

1971

1962

1967

1964

1066

2020

			2020 01 16		
			2019 08 30		



2008 11
01
2010 04
08
2006 09
01
2016 10
03
2017 001
02
2021 3
01

2020

			55		60.13	
			54		60.12	
			61		8.4	
			56		2.1	
			63		8.4	
			55		56.77	
			50		51.25	
			59		47.04	
			57		51.71	
			50		48.89	
			51		51.8	
			46		53.02	
	--	--	--	--	499.63	--

	718
	4,997
	5,715
	5,715
	0
	3,889
	431
	853
	158
	384
	5,715

2020

	51
	291
	837
	894
	3,642
	5,715

2020

" " " " " " " "

"

"

"

2020		11.85%	2020 02 28	2020 02 29	2020-007 2020
2020		36.18%	2020 04 27	2020 04 28	2020-023 2020
2019		41.07%	2020 05 19	2020 05 20	2020-030 2019
2020		36.25%	2020 09 28	2020 09 29	2020-048 2020
2020		36.21%	2020 12 30	2020 12 31	2020-064 2020

		" "
		" "
		" "
	1% 1% 1% 5% 5%	1% 1% 5% 5%
		0
		0
		0
		0

2020



2021 03 26



	2021 03 24
	()
	[2021]002903

2020 () 2020 12 31
2020 2020 12 31

“ ”

1. 17 2020 12 31 675,340,166.65
38,536,351.80

2020

(5)

1

	48	2020	
63,929,403.48		50,817,154.26	7,053,836.67
6,058,412.55			

2

1

2

3

4

2020

1

2

3

4

2020

5

6

2020 12 31

2020 12 31

	1,480,592,145.35	1,636,821,756.44
	108,522,781.39	
	23,811,216.32	34,011,078.62
	4,785,108,449.80	4,412,686,407.00
	41,984,450.89	41,717,588.54
	147,455,922.02	171,368,764.12
	0.00	
	2,974,230,083.05	3,241,307,220.63
	101,372,026.69	90,419,713.43
	432,187,053.67	464,681,538.84
	20,569,946.21	14,696,825.85
	636,803,814.85	636,803,814.85
	50,630,724.09	61,027,736.43
	73,589,711.44	69,661,760.31
	24,437,013.30	66,736,104.68
	4,503,260,746.21	4,858,421,067.68
	9,288,369,196.01	9,271,107,474.68
	1,172,751,947.41	1,439,151,823.54

2020

	728,362,637.68	502,549,888.65
	1,087,519,634.16	1,036,644,689.48
		340,684,709.34
	200,103,842.20	
	130,148,540.10	132,192,070.17
	28,842,093.88	26,753,267.48
	28,812,514.63	45,735,864.46
	26,013,499.48	
	3,514,241,028.33	3,718,930,448.74
	2,794,321.34	4,800,829.133

2020

55,203,713.87

63,671,370.84

925,121.6

2020

	4,133,597,993.66	4,045,142,140.21
	6,316,460,139.21	6,495,224,421.70

	2020	2019
	4,979,150,395.77	4,780,216,900.36
	4,979,150,395.77	4,780,216,900.36
	4,785,449,029.37	4,652,492,279.69
	4,071,863,925.00	3,847,960,156.44
	49,769,970.40	46,671,393.94
	78,497,554.13	145,723,487.02
	277,869,466.05	344,189,690.58
	248,991,215.98	208,039,611.03
	58,456,897.81	59,907,940.68
	55,741,760.69	68,224,461.15
	16,109,537.61	8,637,416.89
	56,671,973.69	23,721,936.65
" "	3,897,289.65	75,501,813.90
	266,862.35	-1,768,538.76

" _"		
" "		
" "		-3,167,300.00
" _"	-19,111,369.39	1,520,687.70
" _"	-79,279,313.85	-100,238,526.63
" _"	69,237,327.55	1,463,163.40
" "	225,117,274.05	126,526,395.69
	3,884,938.11	4,863,826.31
	57,541,855.71	-95,550,727.15
" "	171,460,356.45	226,940,949.15
	16,017,385.39	25,299,924.96
" "	155,442,971.06	201,641,024.19
1. " "	155,442,971.06	200,518,962.11
2. " "		1,122,062.08
1.	103,458,920.70	164,756,350.28
2.	51,984,050.36	36,884,673.91
	-7,515,947.78	10,738,645.93
	-4,998,105.28	6,281,124.05
1.		
2.		
3.		

2020

4.

	18,113,613.49	34,633,544.13
	92,273,033.52	159,869,334.12
	65,775,725.40	32,881,632.44
	41,584,324.45	57,842,674.20
	52,161,156.20	63,057,684.50
	10,622,079.81	7,139,407.64
	34,453,888.78	9,293,153.13
" "	41,167,038.81	369,637,815.58
	1,943,699.50	-396,331.31
" _"		
" "		
" "		-1,795,500.00
" _"	5,030,544.58	-114,628.66
" _"	-23,780,791.95	-55,630,827.81
" _"	71,213,375.71	1,103,545.10
" "	100,737,279.84	252,059,308.22
	1,208,578.05	2,429,301.60
	13,699,220.77	-96,992,825.52
" "	88,246,637.12	351,481,435.34
	-209,216.33	13,096,957.53
" "	88,455,853.45	338,384,477.81
" "	88,455,853.45	338,384,477.81
" "		

2020

1.		
2.		
3.		
4.		
5.		
1.		
2.		
3.		
4.		
5.		
6.		
7.		
	88,455,853.45	338,384,477.81

	2020	2019
	4,601,477,465.22	4,362,825,604.44

	29,894,901.45	29,722,004.49
	121,975,070.95	209,962,431.20
	4,753,347,437.62	4,602,510,040.13
	2,964,879,903.59	2,722,859,114.68
	778,618,606.22	774,618,300.15
	179,138,482.60	185,795,552.77
	179,458,060.44	175,852,168.81
	4,102,095,052.85	3,859,125,136.41
	651,252,384.77	743,384,903.72

2020



214,000,000.00

338,749,341.09

5,111,272.76

3,951,796.48

14,759,807.93

41,289,325.65

179,000,000.00

6,201,033.98

2020

	334,791,500.00	338,166,000.00
	355,802,966.88	381,476,202.79
	277,247,513.46	123,106,913.85
	1,220,000,000.00	1,285,000,000.00
	10,000,000.00	
	1,230,000,000.00	1,285,000,000.00
	1,375,000,000.00	1,684,000,000.00
	46,702,333.96	56,506,608.71
	17,244,334.40	10,000,000.00
	1,438,946,668.36	1,750,506,608.71
	-208,946,668.36	-465,506,608.71
	191,973,794.94	-269,067,742.52
	403,843,258.93	672,911,001.45
	595,817,053.87	403,843,258.93

	2020													


	1,0 26, 008 ,09 7.0 0				2,73 6,45 7,28 6.71		-38, 054, 378. 90		361, 741, 185. 52		380, 449, 248. 27		4,46 6,60 1,43 8.60	921, 223, 083. 15	5,38 7,82 4,52 1.75
	1,0 26, 008 ,09 7.0 0				2,73 6,45 7,28 6.71		-38, 054, 378. 90		361, 741, 185. 52		380, 449, 248. 27		4,46 6,60 1,43 8.60	921, 223, 083. 15	5,38 7,82 4,52 1.75
					37,3 40,9 65.4 1		-4,9 98,1 05.2 8	287, 214. 80	8,84 5,58 5.35		94,6 13,3 35.3 5		136, 088, 995. 63	123, 116, 773. 55	259, 205, 769. 18
							-4,9 98,1 05.2 8				103, 458, 920. 70		98,4 60,8 15.4 2	49,4 66,2 07.8 6	147, 927, 023. 28
					37,0 53,5 14.6 6								37,0 53,5 14.6 6	102, 961, 086. 84	140, 014, 601. 50
1														140, 000, 000. 00	140, 000, 000. 00
2															

3							
4	37,0			37,0	-37,	14,6	
	53,5			53,5	038,	01,5	
	14,6			14,6	913.	0	
	6			6	16		
1							
			8,84		-8,8	-29,	-29,
			5,58	45,5		252,	252,
			5,35	85,3		614.	614.
				5		87	87
2							
			8,84		-8,8		
			5,58	45,5			
		5,35	85,3				
			5				


UQ

2020


၁၀%



1,0								
26,	2,70	-44,	358,	218,	4,26	1,102	5,363	
008	1,74	335,	473,	961,	0,85	,953,	,807,	
,09	8,08	502.	075.	008.	4,75	137.5	895.3	
7.0	0.17	95	42	09	7.73	8	1	
0								
	34,7			161,	205,			
	09,2	6,28	3,26	488,	746,	-181,	24,01	
" "	06.5	1,12	8,11	240.	680.	730,0	6,626	
	4	4.05	0.10	18	87	54.43	.44	
				164,	171,			
		6,28		756,	037,	41,34	212,3	
		1,12		350.	474.	2,195	79,67	
		4.05		28	33	.79	0.12	
						-147,	-147,	
						262,9	262,9	
						79.30	79.30	
1						-407,	-407,	
						429,0	429,0	
2						04.14	04.14	
3								
4						260,1	260,1	
						66,02	66,02	
						4.84	4.84	



2020



0

2020

	1.0														
	26,			2,73		-38,		361,		380,		4,46		5,387	
	008			6,45		054,		741,		449,		6,60	921,2	.824,	
	,09			7,28		378.		185.		248.		1,43	23,08	521.7	
	7.0			6.71		90		52		27		8.60	3.15	5	
	0														

2020

2												
3												
4												
									8,845, 585.35	-8,84 5,58 5.35		
1									8,845, 585.35	-8,84 5,58 5.35		
2												
3												
1												
2												
3												
4												
5												
6												
1												
2												

2020

	1,026				2,676,		-48,80		370,58	109,		
	,008,				787,40		7,541.		6,770.	023,		4,133,59
	097.0				8.60		80		87	258.		7,993.66
	0									99		

2019

	1,02				2,676,		-4,848		358,4			
	6,00				787,4		,701.5		73,07			
	8,09				08.60		8		5.42			
	7.00											

	6,00		2,676,	-48,	29,412,	4,045
	8,0		787,4	7,5		2,1
	7.00		08.50	8	52	

				1998 854			
	1998 320						
”	6	“					“
			1998 12 30		9,260		
			2000 51	2000 4 24	2000 5 22		
6,000		2000 5 29			15,260		
2,445	2001 3		2000 12 31	15,260	10 1		1,526
			10 5		7,630		
Q6Ñ@	416						
	2005 2 27		2004 12 31	24,416	10 2		
4,883.20			10 1		2,441.60		
	31,740.80						
2006 4 22			2005 12 31	31,740.80	76Ñj *	È @ H ~ f6Ñ@W	10 0
1			3,174.08				

2020

1 1 12 31

1

1

2

3

1

“ ”



1

2

2 "

4.

5.

2020



14 —

10

12

“ ”

1

2

5

()

10.

1.

1

2

3

2.

3.

4.

" "

" "

1

1

2

3

4

2

3

1

2

20%

20%

50%

--	--	--	--	--

1

2

1

2

3

40 .

10-20

2-10


2-15

2020

2

3

1



1

2

1

2

3

4

1

2

3

1

(1)

(2)

(3)

/

2

1

2

3

2020

1

2

3

2020 1 1 2017 -	14	
2020 1 1	2017	14 -

2020 1 1

2020

	2019 12 31				2020 1 1
	987,320,933.95	-52,650,046.27		-52,650,046.27	934,670,887.68
		52,650,046.27		52,650,046.27	52,650,046.27

2020

	2019 12 31			2020 1 1	
	987,320,933.95				987,320,933.95
	340,684,709.34	-340,684,709.34		-340,684,709.34	0.00
		340,684,709.34		340,684,709.34	340,684,709.34
	340,684,709.34				340,684,709.34

2020 12 31

	953,635,849.07	1,003,347,109.01	-49,711,259.94
	1,553,522,248.11	1,612,333,769.56	-58,811,521.45
	108,522,781.39	0.00	108,522,781.39
	2,615,680,878.57	2,615,680,878.57	0.00
		226,117,341.68	-226,117,341.68
	200,103,842.20		200,103,842.20
	26,013,499.48		26,013,499.48
	226,117,341.68	226,117,341.68	0.00

2020

	4,071,863,925.00	4,008,963,347.15	62,900,577.85
	78,497,554.13	141,398,131.98	-62,900,577.85


2020

1,233,526,476,

2020

	1,162,751,377.22	1,162,751,377.22	
	4,001,400.00	4,001,400.00	
	330,618,164.17	330,618,164.17	
	987,320,933.95	934,670,887.68	-52,650,046.27
	240,166,723.01	240,166,723.01	
	16,994,973.59	16,994,973.59	
	1,238,372.65	1,238,372.65	
		0.00	
	1,636,821,756.44	1,636,821,756.44	
		52,650,046.27	52,650,046.27
	34,011,078.62	34,011,078.62	
	4,412,686,407.00	4,412,686,407.00	

2020



464,681,538.

2020

	3,718,930,448.74	3,718,930,448.74
	4,800,829.45	4,800,829.45
	93,983,862.73	93,983,862.73
	47,835.29	

	2019 12 31	2020 01 01	
	413,937,347.19	413,937,347.19	
	2,565,000.00	2,565,000.00	
	94,980,297.51	94,980,297.51	
	318,007,434.57	318,007,434.57	
	139,269,492.51		
	400,301,618.01	400,301,618.01	
	1,238,372.48		



	135,877,372.90	135,877,372.90	
	5,421,502.01	5,421,502.01	
	13,863,946.53	13,863,946.53	
	113,284,869.37	113,284,869.37	
	26,428,873.00	26,428,873.00	
	4,785,725,217.99	4,785,725,217.99	
	6,495,224,421.70	6,495,224,421.70	
	1,288,270,910.52	1,288,270,910.52	
	53,208,462.73	53,208,462.73	
	504,725,281.46	504,725,281.46	
	144,392,926.62	0.00	-144,392,926.62
		144,392,926.62	144,392,926.62
	63,671,370.84	63,671,370.84	
	5,981,698.20	5,981,698.20	
	282,057,003.68	282,057,003.68	
	2,342,307,654.05	2,342,307,654.05	
	76,563,487.92	76,563,487.92	

2020

	31,211,139.52	31,211,139.52

2020

--	--	--	--	--

88,071,187.76

264,213.57

0.30%

1-30

1.0-

2020

2	1	1			255,482.15	0.00	255,482.15
	1	1					
--							0.00
--							0.00
--							0.00
--							0.00
							.42
							0.00
							0.00
							0.00
2020	12	31	0.00		264,213.57	0.00	264,213.57

		91,550,000.00	
		91,550,463.39	

--	--	--	--

--	--

--	--	--	--	--

2020

	46		9		7	38		0		
	1,227,188,386.71	100.00%	273,552,537.64	22.29%	953,635,849.07	1,187,988,799.53	100.00%	253,317,911.85	21.32%	934,670,887.68

115,827,469.25

1	9,863,427.55	9,863,427.55	100.00%	
2	9,662,469.52	9,662,469.52	100.00%	
3	8,275,949.69	8,275,949.69	100.00%	
4	8,228,962.85	8,228,962.85	100.00%	
5	6,024,673.39	6,024,673.39	100.00%	
6	5,947,446.00	5,947,446.00	100.00%	
7	4,670,558.20	4,670,558.20	100.00%	
8	4,414,983.21	4,414,983.21	100.00%	
9	3,820,015.95	3,820,015.95	100.00%	
	54,918,982.89	54,918,982.89	100.00%	
	115,827,469.25	115,827,469.25	--	--

	729,171,614.52	2,187,514.86	0.30%
1-30	37,239,990.57	372,399.90	1.00%
31-60	11,192,592.21	167,888.89	1.50%
61-90	7,573,453.34	151,469.04	2.00%
91-180	18,409,982.84	644,349.38	3.50%
181 -1	46,882,469.34	3,281,772.88	7.00%
1-2	87,659,364.79	13,148,904.73	15.00%
2-3	37,118,788.64	12,991,576.03	35.00%

2020

3-4	56,667,342.75	45,333,874.22	80.00%
4-5	5,610,945.43	5,610,945.43	100.00%
5	73,834,373.03	73,834,373.03	100.00%
	1,111,360,917.46	157,725,068.39	--

		12	() ()	
2020 1 1		154,483,575.10	98,992,762.15	253,476,337.25
2020 1 1				
--		-	-	0.00
--		-3,444,043.03	3,444,043.03	0.00
--		-	-	0.00
--		-	-	0.00
		6,974,264.43	13,390,664.07	20,364,928.50
		-0.00	-0.00	0.00
		-	-	0.00
		-	-	0.00
		-288,728.11	-	-288,728.11
2020 12 31	0.00	157,725,068.39	115,827,469.25	273,552,537.64

2020

3 4	74,867,302.19
4 5	21,240,907.19
5	135,442,956.65
	1,227,188,386.71

--	--	--



2020

ANCEDDIAMON
OLS.INC

53,477,640.68	4.36%	160,432.92
39,338,624.98	3.21%	1,653,527.76
26,750,000.00	2.18%	6,212,500.00
27,794,500.00	2.26%	

21-

2020

3	12,498,725.81	6.96%	12,016,187.87	5.00%
	179,562,205.89	--	240,166,723.01	--

1

		(%)		
	9,309,094.00	5.18	2020	
	4,285,955.34	2.39	2020	
	4,225,740.58	2.35	2020	
	4,165,050.27	2.32	2020	
	2,679,384.79	1.49	2020	
	24,665,224.98	13.73		

	0.00	1,238,372.65
	0.00	0.00
	34,455,125.96	15,756,600.94
	34,455,125.96	16,994,973.59

		1,238,372.65
	0.00	1,238,372.65

--	--	--	--	--

()		
	0.00	0.00

()				
-----	--	--	--	--

	34,455,125.96	15,756,600.94
	34,455,125.96	15,756,600.94

	12	()	()	
2020 1 1	6,998,830.15		45,553,033.64	52,551,863.79
2020 1 1	---	---	---	---


2020

	1,262,290.53			1,262,290.53
	111,369.51		27,796.68	139,166.19
2020 12 31	5,847,909.13		45,580,830.32	51,428,739.45

--	--	--	--	--	--

		34,647,221.30	5	40.34%	34,647,221.30
		10,436,731.40	1	12.15%	35,275.89
		5,961,607.98	5	6.94%	5,961,607.98
		1,747,414.00	1-2	2.03%	5,242.24
		1,226,690.26	5	1.43%	1,226,690.26
	--	54,019,664.94	--	62.89%	41,876,037.67

--	--	--	--	--	--



	267,324,035.14	15,540,267.16	251,783,767.98	296,849,021.68	25,963,517.96	270,885,503.72
	541,377,694.34	0.00	541,377,694.34	549,224,804.67		549,224,804.67
	693,791,509.10	57,039,639.08	636,751,870.02	797,805,419.19	72,475,960.12	725,329,459.07
	3,111,844.72	186,072.04	2,925,772.68	3,167,251.48	270,703.91	2,896,547.57
	47,143,785.16	164,124.48	46,979,660.68	36,908,644.05	561,160.80	36,347,483.25
	773,379.65	0.00	773,379.65	665,549.10		665,549.10
	0.00	0.00	0.00	51,472,409.06		51,472,409.06
	1,553,522,248.		1,480,592,145.	1,736,093,099.		1,636,821,756.
	11	72,930,102.76	35	23	99,271,342.79	44

2020

--	--	--	--	--

12							
() ()							
2020	1	1	---	---	---		

	15,457, 937.62			-480,05 7.88						14,977, 879.74	
	16,197, 181.85									16,197, 181.85	16,197, 181.85
	8,006,8 41.32			-1,008, 966.73						6,997,8 74.59	
	1,095,0 94.69			1,813,4 91.49						2,908,5 86.18	
	3,959,2 96.22			-2,481, 361.91						1,477,9 34.31	
	57,914, 770.39			266,86 2.35						58,181, 632.74	16,197, 181.85
	57,914, 770.39			266,86 2.35						58,181, 632.74	16,197, 181.85



OdersunAG	0.00	0.00
	0.00	0.00

2020

	8,937,799.45	8,937,799.45
	20,468,122.57	20,468,122.57
	5,000,000.00	5,000,000.00
	100,000,000.00	100,000,000.00
	10,000,000.00	10,000,000.00
	2,500,000.00	2,500,000.00
		24,462,842.10
	550,000.00	
	147,455,922.02	171,368,764.12

--	--	--

	2,971,547,107.93	3,238,598,345.51
	2,682,975.12	2,708,875.12
	2,974,230,083.05	3,241,307,220.63



		108,82	2,753,8	11,902,	3,900,7	2,553,1	64,817,	1,837,2	4,569,6	2,633,3	205,31
		2,947.4	62.48	425.41	05.82	12.57	158.28	88.96	57.98	05.82	6,103.6
		2									6
1	1,525,6	108,82	2,753,8	11,902,	3,900,7	2,553,1	64,817,	1,837,2	4,569,6	2,633,3	205,31
	38.92	2,947.4	62.48	425.41	05.82	12.57	158.28	88.96	57.98	05.82	6,103.6
		2									6
6	2,264,5	1,664,5	34,861,	151,51	74,099,	155,113	382,48	67,821,	505,92	80,475,	5,381,3
	72,199.	25,602.	963.58	4,429.8	846.92	,309.21	6,182.3	116.03	3,474.0	329.63	93,453.
	70	37		2			8		1		65
	409,47	851,83	22,492,	81,547,	36,272,	104,69	262,48				
	1,308.6	9,841.4	115.90	939.09	568.10	7,515.1	9,375.8				
	3	3				1	4				



06.13

8

4.0

7

9

63

8

1.24

2.23

8,1664

6



22

6.39

6Å5è

8.54



2020

	20,911.11	12,483.43	2,900.38	5,527.30	
	66,200.00	52,177.52	10,403.85	3,618.63	
	146,146,311.44	86,102,673.06	43,708,659.22	16,334,979.16	

--	--	--	--	--

--	--

	59,856,311.41	
	211,898,779.66	
	38,748,662.64	
	310,503,753.71	

	163,811.04	163,811.04
	2,484,468.59	2,484,468.59
3	7,681.10	7,681.10
	4,822.78	4,822.78
Q61FV0		25,900.00
	10,353.90	10,353.90
(3T)	11,837.71	11,837.71
	2,682,975.12	2,708,875.12

	101,372,026.69	90,419,713.43
	101,372,026.69	90,419,713.43

	83,459,392.66	2,590,546.25	80,868,846.41	82,144,798.00	2,590,546.25	79,554,251.75
	13,791,630.49	7,053,836.67	6,737,793.82	10,322,399.94		10,322,399.94
	13,477,019.27		13,477,019.27			
	288,367.19		288,367.19	543,061.74		543,061.74
	111,016,409.61	9,644,382.92	101,372,026.69	93,010,259.68	2,590,546.25	90,419,713.43

	33,318,200.00	13,477,019.27				13,477,019.27	90.00%	90.00%				

2020

387,00	10,322	564,11	7,053,	3,832,	
0,000.	,399.9	7.84	836.67	681.11	25
00	4				



NSHR REPORT

--	--	--

1.			285,315,657.19	16,486,053.38	965,402,107.64
2.	0.00	8,678,570.19	1,652,176.79	494,539.71	10,825,286.69
1		5,687,823.21	1,652,176.79	494,539.71	7,834,539.71
2					

	020				
1					
4.	78,681,536.77	195,135,681.12	158,926,465.01	12,372,14	45,115,826.6
1.		1,814,966.18	91,051,135.29		92,866,101.47
2,84 666.74					
682,94 (,					

2020

	.85	1.72			98	9.38	.00	.21
--	-----	------	--	--	----	------	-----	-----

()	1,148,059.45					1,148,059.45
	800,508.80					800,508.80
	38,536,351.80					38,536,351.80
	52,071,738.62					52,071,738.62
	578,182,085.00					578,182,085.00
	4,601,422.98					4,601,422.98
	675,340,166.65					675,340,166.65

	8					38,536,351.80

2020

	38,536,351.80					38,536,351.80

2020

	1,849,439.56	2,415,148.17
	726,513,198.12	500,134,740.48
	728,362,637.68	502,549,888.65

	1,087,519,634.16	1,036,644,689.48
	1,087,519,634.16	1,036,644,689.48

	14,192,441.33	
	5,207,511.03	
	3,374,113.74	
	2,352,900.00	
	2,279,155.00	
	2,002,520.00	
	29,408,641.10	--

--	--	--

--	--	--

	200,103,842.20	340,684,709.34
	200,103,842.20	340,684,709.34

--	--	--

	123,065,967.35	738,480,586.64	744,982,639.88	116,563,914.11
-	6,890,206.82	48,372,843.85	42,987,613.68	12,275,436.99
	2,235,896.00	1,369,620.86	2,296,327.86	1,309,189.00
	132,192,070.17	788,223,051.35	790,266,581.42	130,148,540.10

1	50,741,026.99	529,070,397.79	538,562,579.47	41,248,845.31
2		30,289,502.68	30,228,700.68	60,802.00
3	866,554.16	35,349,466.23	35,012,177.36	1,203,843.03
	626,918.08	32,874,614.20	32,482,431.04	1,019,101.24
	152,370.04	582,589.49	643,194.47	91,765.06
	87,266.04	1,892,262.54	1,886,551.85	92,976.73

4		15,905,101.32	45,013,148.89	50,605,018.62	10,313,231.59
5		55,553,284.88	17,388,886.68	10,394,496.76	62,547,674.80
			81,369,184.37	80,179,666.99	1,189,517.38
		123,065,967.35	738,480,586.64	744,982,639.88	116,563,914.11

2020

	111,686,318.79	195,218,135.62
	140,498,833.42	240,954,000.08

--	--	--

--	--	--

--

	--	--	--								

--	--	--

	70,758,671.53	93,983,862.73
	70,758,671.53	93,983,862.73

--	--	--

2020



47,835,295.13

3,377,107.57

14,070,991.99

37,141,410.71

2020

1,219,999.88	104,571.4 8	1,115,428.40
3,600,000.00	400,000.0 0	3,20

2020

1,567,565.62

1,567,565.

2

2020

360,482.55	530,000.00	2,056,817.09	2,833,665.46
------------	------------	--------------	--------------

2020

		6,852.00	6,852.00					
	450,000.00			450,000.00				
	285,400.00			23,800.45			261,599.55	
	47,835,295.13	3,377,107.57	1,225,513.84	12,845,478.15			37,141,410.71	

--	--	--	--

		+ -					
	1,026,008,097.00					1,026,008,097.00	

	2,673,264,051.55			2,673,264,051.55
	63,193,235.16	37,340,965.41		100,534,200.57
	2,736,457,286.71	37,340,965.41		2,773,798,252.12

1. 3488.26 14,000.00
 2020 7 20 40.90%
 3.72% 44.62% 60% 37,046,128.06
 2. 7,386.60 3.
 287,450.75

--	--	--	--	--

--	--	--	--	--

								57.62
								05
								2,46
		78.90	47.78			05.28	42.50	18

		3,906,279.81	3,619,065.01	287,214.80
		3,906,279.81	3,619,065.01	287,214.80

	210,170,963.26	8,845,585.35		219,016,548.61
	151,570,222.26			151,570,222.26
	361,741,185.52	8,845,585.35		370,586,770.87

1,050,000,000.00	2021	0.00	1,050,000,000.00
		11,812,206.09	9,878,783.25
		5,552,681.18	5,457,535.74
		20,840,971.27	19,766,568.18
		5,747,704.90	5,886,203.62
		45,809.09	67,887.46
		2,162,854.50	3,072,877.91
		3,402,081.35	2,400,025.58
			518.57
		53,205.36	56,847.32
		29,554.80	
		122,901.86	84,146.31
		49,769,970.40	

	12	41.11	100,7	9
		26	48	08
		34,876,330.53		33,278,565.60
		277,869,466.05		344,189,690.58

		248,991,215.98	208,039,611.03
		248,991,215.98	208,039,611.03

ê	"		
		55,741,760.69	68,224,461.15
		16,109,537.61	8,637,416.89
		6,988,594.33	6,352,568.50

2020

64,820.00

107,515.00

91,165.00

260,572.50

2

		2,200.00
2019		250,000.00
		204,358.00
		400,000.00
		2,829,724.04
2019		1,312,000.00
	73,223.84	73,223.84
- 15	15,337.56	202,860.96
	175,809.12	15,337.56
	1,567,565.62	261,734.28
400-45	58,863.12	58,863.12
	43,649.88	17,924.16
T	17,924.16	43,649.88
	4,751.29	356,200.00
	16,492.32	661,930.35
	122,562.96	
	13,866.27	
	29,331.96	
	78,100.00	100,000.00
	78,100.00	54,400.00
20	127,600.00	108,700.00
4321	67,600.00	54,400.00
		16,000.00
32		7,331.80
-	145,080.76	145,080.76
		6,031.20
	220,000.00	
	50,000.00	
	60,000.00	
	80,333.33	

2020

1,301,403.00

2020

	750.00	
	597,820.13	445,950.09
	6,000.00	
	5,500.00	
	38,800.00	
	200,000.00	300,000.00
	35,000.00	26,000.00
	10,000.00	
		520,000.00
	145,000.00	
		200,000.00
2019	23,800.45	
2019	600,000.00	
2018	500,000.00	
		7,800.00

	266,862.35	-1,768,538.76
		3,075,730.89
		1,292,286.55
	2,201,238.91	67,337,210.81
	443,441.73	1,177,375.83
	985,746.66	4,387,748.58
	3,897,289.65	75,501,813.90

--	--	--

		-3,167,300.00
		-3,167,300.00

	1,262,290.53	4,773,953.39
	-20,364,928.50	-3,272,747.67
	-8,731.42	19,481.98
	-19,111,369	

2020

	-1,939,853.30	881,233.06
	69,237,327.55	1,463,163.40

	1,781,720.99	1,871,869.00	1,781,720.99
	1,146,908.94	1,241,033.92	1,146,908.94
	5,586.59	58,701.85	5,586.59
	0.94	135,900.42	0.94
	950,720.65	1,556,321.12	950,720.65
	3,884,938.11	4,863,826.31	3,884,938.11



2019							200,000.00	
2018							20,000.00	
						100,000.00	100,000.00	
							300,000.00	
							92,560.00	
2018							100,000.00	
						171,050.00	46,200.00	
						239,600.00		

2019						404,700.00		
						1,900.00		
						141,509.43		
						27,900.00		
						103,000.00		
2019						27,800.00		
						3,800.00		
						27,900.00		
2018							12,900.00	
							40,000.00	
						14,279.00		
4.2							62,109.00	

2020

20,000.00

300,000.00

100,000.00

50,000.00

6,000.00

34,482/

2020

	57,541,855.71	-95,550,727.15	57,539,571.35
--	---------------	----------------	---------------

		21,274,380.23	14,369,649.64
		-5,256,994.84	10,930,275.32
		16,017,385.39	25,299,924.96

	171,460,356.45
/	24,088,257.40
	-1,462,032.31
	490,503.14
	-6,001,851.97
	1,629,662.42
	28,967,538.38
	-31,694,691.67
	16,017,385.39

--	--	--

2020

16,

2020

	0.00	

	377,195,939.26	241,667,460.46
		488,827.20
	377,195,939.26	242,156,287.66

	428,990,354.26	324,902,501.75
		320,989,212.52
	428,990,354.26	6004

2020

" "
" "
" "
" "

3,264,914.21

4,036,689.81

3,167,300.00

69,574,841.09

62,186,666.62

-3,897,289.65

-75

2020

	--
	--
	--

	--
	--
	--

	1,386,127,067.95	995,228,007.07
	304,946.45	408,984.00
	1,385,822,121.50	994,225,195.56
		593,827.51
	1,386,127,067.95	995,228,007.07

" "

	242,666,731.82	
	242,666,731.82	--

		--		56,890,089.22
		5,727,053.57	6.5249	37,368,451.84
		64,768.04	8.0250	519,763.52
		8,996,369.05	0.2179	1,960,164.08
		4,907,177.00	0.0632	310,310.24
		3,392,829.53		

	3,377,107.57		14,070,991.99
	43,826,495.54		43,826,495.54
	556,207.15		556,207.15



2020



2020


				55.58%		
				50.59%		
				100.00%		
				99.68%	0.32%	
				40.90%	3.72%	
				50.00%		
				50.26%		




42.65%	18,465,771.92		372,462,385.08
5.00%	718,823.87	568,559.65	19,119,372.94
40.00%	-1,367,333.45	14.638%	8,472,340.13
0.468%	1,364,444.80		

020

	49.41%	-3,054,070.65	0	29,115,500.4
	55.38%	18,153,426.74	10,850,730.45	187,223,349.66
	50.00%	7,663,195.53	4,531,008.96	63,418,352.96
	49.74%	1,744,923.20		174,297,077.42



549,63 1,372, 443,12
5,488. 045,88 9,583.
28 2.25 13



444,28 735,70 590,69 1,326, 437,93
1,559. 3,409. 7,111. 400,52 6,304.
18 39 00 0.39 60 985,00 438,92
0.00 1,304.
60

341,85 211,54 553,40 132,14
5,404. 4,706. 0,110. 6,101.
78 06 84 18 2,794,
321.34 134,94 296,55
0,422. 8,016.
52

2020

4		1	5		8	4		5	0		1
139,76	43,488	183,25	26,897		26,897	120,44	50,452	170,89	21,170		21,170
5,018.	,842.5	3,860.	,293.7		,293.7	1,662.	,211.3	3,873.	,900.6		,900.6
08	0	58	8		8	26	0	56	4		4
86,777	33,891	120,66	61,744		61,744	115,67	33,584	149,25	84,167		84,167
,638.4	,043.4	8,681.	,713.8		,713.8	4,106.	,038.0	8,144.	,949.7		,949.7
9	6	95	2		2	11	9	20	3		3

4

2020

1
0.98%

[2020] 109 2019 12

31 15,805.18 13,998.81

12.90% 0.98% 154.89 56.56%

2020 12 31

2 3488.26 14,000.00

2020 7 20 40.90%

3.72% 44.62% 60% 2018 12 31

(2019 355) 37,833.52

3000



				20.00%	
				40.00%	
				26.55%	
				30.62%	

2020

				34.00%		
				30.00%		
				32.00%		

20%

20%

	/	/

	/	/	
--	---	---	--

--	--	--	--

				/	

GDP

2020 12 31

	88,071,187.76	264,213.57
	1,227,188,386.71	273,552,537.64
	85,883,866.52	51,428,739.45

1

2





2020

6,348,581.80	5,500,000.00	3,324,992.03
47,814,549.46	66,000,000.00	24,359,062.86
5,000.00	100,000.	31,440.89
2,830,526.26	5,000,000.00	2,972,855.05
	200,000.00	
479,322.92	6,500,000.00	14,033,239.03

/

	151,250,496.08	165,857,136.39
	297,979,393.19	333,740,620.16
		5,009,188.34
	1,151,239.81	333,522.53

2020

		150,943.40	547,907.90
		283,018.87	283,018.87
		739,086.36	630,904.20
		36,792.46	330.28
		176,524.72	194,328.71
			73,733.60
		17,699.12	52,515.07
		7,990,120.49	
		11,681.42	



2020

300,364.32	904.16		
566,946.59	1,168.60		
20,000.00			
65,225,365.20	1,373,828.75	16,710,784.63	1,058,005.09
39,338,624.98	1,653,527.76	42,420,498.44	1,409,622.22
137,210.75	137,210.75	1,809,142.72	142,226.55
371,770.00	371,770.00	371,770.00	371,770.00
917,824.61	13,206.92	1,348,106.50	4,044.32
100,000.00	300.00	2,500,000.00	16,000.00
500,901.00	10,772.21		
176,436.00	529.31	1,439,275.68	271,653.67
		3,685.85	11.06
0.06		404,169.43	8,083.39
220,494.80	661.48	330,742.23	992.23
1,805,884.61	5,417.66		

	246,150.00		281,963.55	
	193,928.00		221,012.00	
	20,000.00		20,000.00	
	13,000.00		125,603.22	
	88,438.50		957,639.03	
			1,986.06	
	19,801.38		19,801.38	
	52,600.00		179,956.00	
	45,000.00		45,000.00	
	2,679,384.79			
	117,356.05	98,974.99	117,356.05	70,490.47
	508,982.03	26,140.70	163,247.34	1,864.32
	796,689.86	796,689.86	796,689.86	796,689.86
	29,705.81	89.12	606,141.12	348,641.16
	10,436,731.40	35,275.89		
	170,591.82	511.78		
	4,640,000.00		16,381,036.49	

2020

2,099,668.78

175,755.58

691,301.00

691,301.00

175,900.00 75,1

111,348.84

3,719,329.64

1,814,106.71

23,619,999.98

2020

		237,366.04	
		253,449.00	
		20,619,999.98	
		137,664.00	
			2,519,386.80
		2,745,911.47	782,337.17
		10,000.00	10,000.00
			1,921,077.50

2020

13,500

2020 12 31

10%



2020

				45,000		8,300
		2,000		3.7523%		
1,000		1.8762%		600		1.1257%
	2,500	2,200		4.6904%	4.1276%	
	32%	27.0169%				



2020

	6,223.93	%	922.34	%	0,301.59	5,667.77	%	233.20		434.57
--	----------	---	--------	---	----------	----------	---	--------	--	--------

34,193,802.98

--	--	--	--	--	--	--	--	--	--	--

1	8,275,949.69	8,275,949.69	100.00%	
2	5,947,446.00	5,947,446.00	100.00%	
3	4,414,983.21	4,414,983.21	100.00%	
4	4,670,558.20	4,670,558.20	100.00%	
5	2,727,557.13	2,727,557.13	100.00%	
6	2,053,490.79	2,053,490.79	100.00%	
7	1,893,343.50	1,893,343.50	100.00%	
8	849,518.40	849,518.40	100.00%	
9	793,500.00	793,500.00	100.00%	
10	776,605.50	776,605.50	100.00%	
11	716,557.54	716,557.54	100.00%	
12	441,270.00	441,270.00	100.00%	
13	90,000.00	90,000.00	100.00%	
14	78,000.00	78,000.00	100.00%	
15	56,376.02	56,376.02	100.00%	
16	140,208.00	140,208.00	100.00%	
17	120,000.00	120,000.00	100.00%	'P DHE i'P DHE
18	53,400.00	53,400.00	100.00%	
19	95,039.00	95,039.00	100.00%	

34,193,802.98

34,193,802.98

-02. 8

2020

	195,979,811.24	587,939.43	0.30%
1-30	9,619,131.27	96,191.30	1.00%
31-60	3,962,878.49	59,443.17	1.50%
61-90	2,021,818.85	40,436.38	2.00%
91-180	7,936,984.54	277,794.45	3.50%
181 -1	17,006,531.64	1,190,457.22	7.00%
1-2	18,708,793.87	2,806,319.08	15.00%
2-3	13,923,781.62	4,873,323.57	35.00%
3-4	9,076,648.92	7,261,319.14	80.00%
4-5	2,472,602.40	2,472,602.40	100.00%
5	32,796,293.22	32,796,293.22	100.00%
	313,505,276.05	52,462,119.36	--

52,462,119.36

	12	()	()	
2020 1 1	0.00	54,317,047.20	35,571,186.00	89,888,233.20
2020 1 1	—	—	—	—
--	-	-	-	-
--	-	-	-	-

2020

--						
--						
			1,785,433.13	1,377,383.02	3,162,816.15	
		-	-	-	-	
		-	-	-	-	
		-	-69,494.71	-	-69,494.71-	
2020	12	31	0.00	52,462,119.36	34,193,802.98	86,655,922.34

1	1		272,667,586.91
1	2		36,432,673.99
2	3		17,869,627.42
3			56,386,335.61
3	4		11,572,273.84
4	5		3,126,397.65
5			41,687,664.12
			383,356,223.93

2020



35,317,773.40

9.21%

1,641,465.21

27,998,304.60

7.30%

2020

	291,029,438.15	1-2		
	315,313,722.70	--	--	

2020

		34,647,221.30	5	68.36%	34,647,221.30
		5,961,607.98	5	11.76%	5,961,607.98
		1,747,414.00	1-2	3.45%	5,242.24
		1,152,259.37	1	2.27%	20,304.46
		885,242.57	1	1.75%	
	--	44,393,745.22	--	87.59%	40,634,375.98

--	--	--	--	--	--

2020

	())
	3,250,000.00		3,250,000.00
	392,950,920. 00		392,950,920. 272,958,658. 00 11
	10,680,000.0 0		10,680,000.0 0
	268,398,144. 54		268,398,144. 54
	396,724,860. 49		396,724,860. 49
	56,956,270.3 8		56,956,270.3 50,699,605.8 8 2
	54,620,037.0 9		54,620,037.0 9
	165,839,190. 71		165,839,190. 134,160,809. 71 29
	56,041,500.0 0		56,041,500.0 0
	1,483,880,00 0.00		1,483,880,00 0.00
	49,564,517.7 7		49,564,517.7 7
	178,957,500. 00		178,957,500. 00
	3,117,862,94 0.98		3,117,862,94 457,819,073. 0.98 22

	()									()	
	15,457,937.62			-480,057.88						14,977,879.74	
											16,197,181.85
	13,198,418.69			2,423,757.38						15,622,176.07	
	28,656,356.31									30,600,055.81	16,197,181.85
	28,656,356.31									30,600,055.81	16,197,181.85

	1,424,585,006.34	1,223,263,189.65	1,475,720,534.64	1,253,113,340.11
	18,977,590.68	10,263,283.36	22,502,810.99	12,847,414.32
	1,443,562,597.02	1,233,526,473.01	1,498,223,345.63	1,265,960,754.43

	1	2		

2020



2020

	-1,900,342.13	
	5,064,114.68	
	98,384,479.78	--

1 ---

1 ---

		" "
		2015 02 10
		2008 43
	875,333.98	
		875,333.98

		/	/
	2.28%	0.1008	0.1008
	0.11%	0.0049	0.0049

